



# HYDROTAP G5 BC100 CLASSIC PLUS CHROME



BOILING



CHILLED

FILTERED

## Order Code H55705Z00AU

Zip HydroTap Classic Plus Boiling, Chilled, Filtered water features simple, intuitive controls including continuous flow to fill bottles, Boiling water safety lock, and antimicrobial protection impregnated within the new Classic Plus touch-pad for enhanced hygiene. The water system features a single under bench command centre including full colour interactive touch screen display with pin code protection and customisable settings including 2 boiling water safety modes, 3 energy saving modes including ON/OFF timers and sensor activated 'sleep when it's dark', 'Quiet' mode with automated intelligent fan speed adjustment, antimicrobial protection impregnated into key water paths for enhanced hygiene, 100% water efficient air cooled technology, and 0.2 micron water filtration. Easy to install integrated ventilation tray included.



Manufacturing Code	H55705Z00AU
--------------------	-------------

Capacity	Commercial
----------	------------

Boiling Cups per hour	240
-----------------------	-----

Chilled Cups per hour	175
-----------------------	-----

---

<b>Tap</b>	Zip HydroTap CLASSIC PLUS Tap (Chrome)
<b>Water Pressure</b>	Min 200kPa - Max 700kPa
<b>Water Connection</b>	1/2" BSP (G1/2)
<b>Water Supply Requirements</b>	Cold
<b>Water Valves</b>	Integrated 500kPa Pressure limiting valve and Dual Check Valve
<b>Power Rating</b>	2.1kW 220-240V 50Hz
<b>Booster Power Rating</b>	Zip HydroTap Booster 2.2kW 220-240V 50/60Hz
<b>Power Supply</b>	2 x 10 Amp socket outlets
<b>Dimensions</b>	W395mm x D464mm x H333mm
<b>Product Approvals</b>	WaterMark, RCM, ARC
<b>Warranty</b>	5 years (appliance warranty 36 months plus additional 24 months tank warranty)

---

## Installation Requirements

1. Installation and connection of your Zip HydroTap must be carried out by a qualified person, observing national and local regulations.
2. You will require suitable mains electrical and drinking water connections, plus waste water drainage all within 1 metre of the product.
3. Zip Micro is air-cooled so discrete cabinetry cut-outs are required for ventilation.
4. Installation on most bench tops is straightforward however some stone bench tops may require a specialised cutting service.
5. If you live in a hard water area, we recommend installation of a Zip scale filtration kit.
6. Installation by Zip Professional Service can be arranged with a phone call or through [www.zipwater.com/book-service-visit](http://www.zipwater.com/book-service-visit)

---

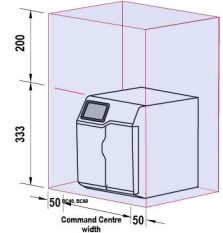
### Installation Detail

BKL2 HydroTap G5 v1.01 03.21 BC40 BC60

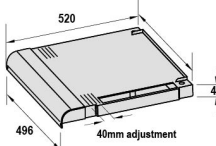
**Ventilation requirements** Contact your local service provider if ventilation is not suitable

**Clearance envelope**

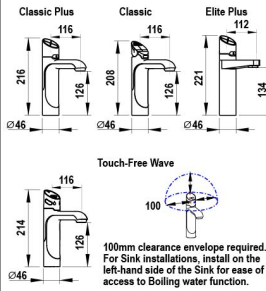
Position the Tap and the Command Centre as close together as possible.



**Vent tray (kit no. 93540)**

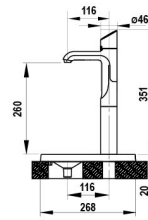


**HydroTap Tap options**

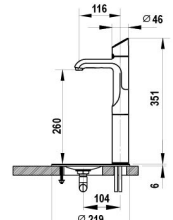


**Font options**

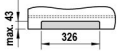
**Raised Font with 135mm Extension**  
part no. 95258



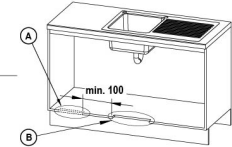
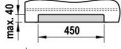
**Font with 135mm Extension**  
part no. 90915



**Detail A. Air inlet grille**  
Cut-out in cabinet floor



**Detail B. Vent tray air outlet**  
Cut-out in cabinet floor

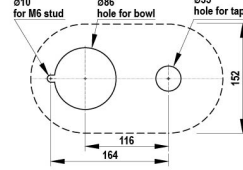


**Tap Positioning**

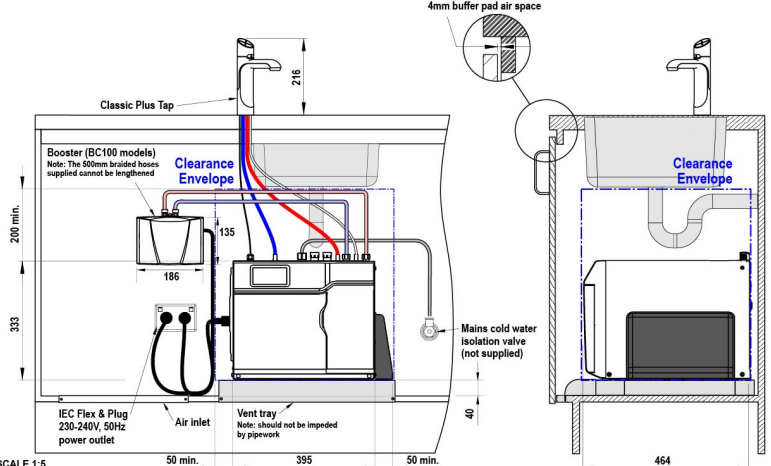
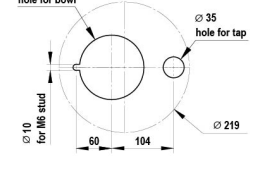
Position the Tap to dispense into the sink, allowing clearance for a cup or teapot. Alternatively, mount the HydroTap Tap on a Font (available as an accessory).

35mm hole for HydroTap Tap

**Cutting detail**



**Cutting detail**



SCALE 1:5  
ALL DIMENSIONS IN MM UNLESS OTHERWISE SPECIFIED. INSTALLATION DIAGRAMS ARE FOR ILLUSTRATIVE PURPOSES ONLY. HOSES ARE NOT SHOWN TO SCALE AND CANNOT BE LENGTHENED.

**HydroTap G5**  
**BC40, BC60, BC100**

shown with "Classic Plus" Tap